



Part Number: TN15-0214-C06

Description: TNC Crimp Plug
To suit cable types: RG214

Strip Dimensions
 A=9mm, B=0mm, C=4mm

Cable Preparation

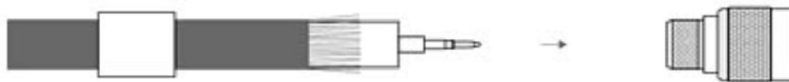


■ Assembly Instructions

1) Slide the ferrule onto the cable and strip the cable to the dimensions as shown, taking care not to nick the centre conductor or braid.



2) Crimp the pin onto the centre core and slide the pin into the body until it captivates, ensuring that the cable braid is on the outside of the connector mandril.



3) Slide the ferrule forward and crimp.



Recommended Crimp Tool(s): GCT-0213
Crimp Hex. Sizes: 10.90mm Hex., 2.54mm Hex.