


Revisions		
Issue	Date	Note
5	07/05/2025	See GTXPDC/1086



1. Mechanical

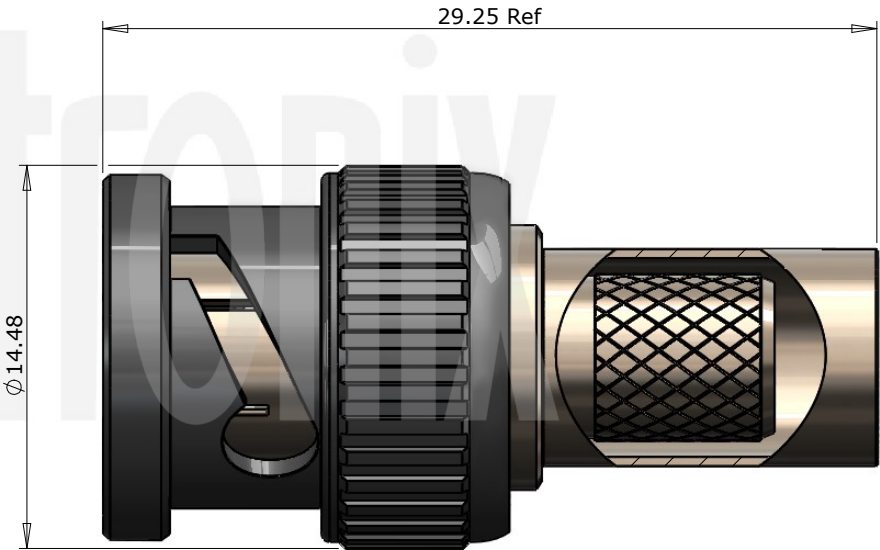
Cable Retention	Equal to breaking strain of cable
Fixing Method	Crimp
Durability	500 mating cycles
Contact Termination	Crimp


2. Environmental

RoHS Compliant	Yes
Temperature Range	-65 to +165 degrees C

3. Electrical

Dielectric Withstanding	1500 Volts RMS Maximum
Impedance	75 ohms
Interface Frequency	12 GHz
Working Voltage	500 Volts RMS Maximum
Return Loss	3GHz -27.9dB
	6GHz -29.7dB
	9GHz -28.5dB
	12GHz -20.0dB



				<p>Unless otherwise specified tolerances 0.5-5 = ±0.2 >5-30 = ±0.4 >30-120 = ±0.6 >120-315 = ±1.0 >315-1000 = ±1.6 Angles = ±5° Units = mm</p>		Author	PJP
						Drawn by	PJP
						Drawing date	25/09/2015
						Checked by	GP
						Checked date	28/09/2015
				<p>This document is the confidential property of Gigatronix Limited and may not be copied, reproduced or transmitted to any third party without written authorisation.</p>	<div>Part Number</div> <div>BN15-1694-C23-Z</div>	Scale	Not to scale
5	Ferrule	Brass	Nickel			<div>Title:</div> <div>BNC 12G SDI Crimp Plug, Black Chrome Plated, Gigatronix UHD75-6 / 6XF, Belden 4694R</div>	
4	Dielectric	PTFE	White				
3	Pin	Beryllium Copper	Gold				
2	Coupling Nut	Brass	Black Chrome				
1	Body	Brass	Nickel				
Description		Material	Finish				

Revisions		
Issue	Date	Note
5	07/05/2025	See GTXPDC/1086

ASSEMBLY INSTRUCTIONS

Assembly Instructions:

1) Slide the ferrule onto the cable and strip the cable to the dimensions as shown, taking care not to nick the centre conductor or braid



2) Crimp the pin onto the centre core and slide the pin into the body until it captivates, ensuring that the cable braid is on the outside of the connector mandril

3) Slide the ferrule forward and crimp




Crimp Die Sizes:

7.06mm Hex., 1.07mm sq. or Hex.

Strip Dimensions:

A=8.0mm, B=4.0mm, C=4.0mm



				<p>Unless otherwise specified tolerances 0.5-5 = ± 0.2 >5-30 = ± 0.4 >30-120 = ± 0.6 >120-315 = ± 1.0 >315-1000 = ± 1.6 Angles = $\pm 5^\circ$ Units = mm</p>		Author	PJP
						Drawn by	PJP
						Drawing date	25/09/2015
						Checked by	GP
						Checked date	28/09/2015
5	Ferrule	Brass	Nickel	<p>This document is the confidential property of Gigatronix Limited and may not be copied, reproduced or transmitted to any third party without written authorisation.</p>	Part Number BN15-1694-C23-Z Title: BNC 12G SDI Crimp Plug, Black Chrome Plated, Gigatronix UHD75-6 / 6XF, Belden 4694R	Scale	Not to scale
4	Dielectric	PTFE	White				
3	Pin	Beryllium Copper	Gold				
2	Coupling Nut	Brass	Black Chrome				
1	Body	Brass	Nickel				
Description		Material	Finish				